

# 1 Overview

There are many ports in South Korea to which you can ship your vehicle in a container. However, as far as we know only Busan has the necessary Customs office to process the import of your vehicle. The port in Busan is separated into two components - ferry passenger traffic and container traffic. Your container will most likely arrive with the rest of the container traffic to Busan New Container Terminal, which is in a different location from the Ferry Terminal. The issue is that the Vehicle Clearance Office is located in the Ferry Terminal. It makes sense since most of the cars come in from Japan on a Ferry. This means that you will have to hire a company to move your container to the Ferry Terminal, sounds difficult but in reality not bad at all. After you get the container to the Ferry terminal, you open it, inspect, pay all the fees and leave. The container moving should be scheduled the day before you get to the Customs, once you get the container you can be out in less than 2 hours.

The only difficulty in this process is not speaking Korean, so we provide some phrases that you can copy and past along with your English email you send to people/companies. Total cost to get the car out:

Item	Korean Won	USD
Shipping Company Destination Charges	155,420	129.52
SeaRoad Container Trucking	180,000	150.00
Auto Insurance 1 month	172,000	143.33
Container Unloading and Unstuffing	152,900	127.42
Container Storage fee (1 day)	13,000	10.83
Guarantee Fee	150,000	125
Total	823,320	686.10

## 2 Necessary Things to Temporarily Import Your Car to Korea

### 2.1 Auto Insurance

Car insurance is mandatory to drive a vehicle in Korea and you will not be allowed to get a temporary import permit without it. We contacted Brian Kim at Samsung Insurance to get our insurance his email is lasmid@hanmail.net. Prices from 2016 for our Land Cruiser 100 for 1 month was 172,000 KRW. LandCruising Adventures paid 400 USD for 6 months.

### 2.2 International Driver License

### 2.3 Vehicle Ownership Certificate

For our California registered Land Cruiser we were able to present a Title. We were also asked about our California registration, which we couldn't produce since it already expired. We said that we don't have it and it was not an issue.

### 3 Before you show up at the Customs

1. Check to make sure your container is on its way. <http://www.track-trace.com/container>
2. A couple of days before the container arrives call or email your shipping company. You will need to give them you BOL or container number, they will give you an actual amount you need to pay to them for handling the container in port of arrival. This is known as "Destination Charges".

We shipped with China Shipping and got the following invoice:

WEIGHT : 1,700.00	ARRIVAL DATE :
MEASURE : 40.000	CONTAINER : 1 x 20'GP
B/L NO.	REVENUE
MVDPUS000153	DISCH' TERMINAL HDLG 1.000 20' \101,000/20' \101,000
	D/FEE 1.000 BL \40,000/BL \40,000
	WHARFAGE 1.000 20' \4,420/20' \4,420
	CLEANING CHARGES 1.000 20' \10,000/20' \10,000
BL COPY	US \$ : WON : \155,420

3. At the bottom of the invoice you can find a temporary account number to which you need to deposit this sum, in our case 155,420 Korean Won. To do this you can go into any bank branch and deposit cash with a teller.

English - "Hello, we would like to send money to this account XXX-XX-XXXXX-X."

Korean - "안녕하세요. 이 계좌번호로 송금하려고 하는데요"

You will get a deposit slip, fill it out with your name, shipping company account number.

Get a receipt, take a picture of it and email it back to your shipping company representative. Ask for the location of your container, most likely it will be Busan New Container Terminal.

4. Get an Electronic Delivery Order (eD/O) in your name from the Shipping Company. If they complain for whatever reason, just stick to your guns and ask them to send it to you over email. At this point you are done with the shipping company.
5. Since the container is most likely in the Busan New Container Terminal, you need to have it trucked over to the Vehicle Inspection Area. The New Container Terminal does have a customs office, but it cannot inspect vehicle or issue temporary import permits.

We used SeaRoad Global Logistics (<http://www.searoad.or.kr>) and called them over the phone. The day before you show up at the customs email them and ask them to move the container to "Busan International Ferry Terminal". You will get a quote and will have to pay it at the bank, follow the instructions for Shipping Company payment. We

Try to send this email to them.

English - "Hello, we have a car in a container at the Busan New Container Terminal, we need to move the container to Busan Passenger Terminal code 03002009 for vehicle inspection and import. We would like to schedule a truck for .....(insert date and time). Our

shipping company is ..... (insert your shipping company) and our container number is .....(insert your container number). Included you will find a copy of our Electronic Delivery Order. Please let us know the time it will be moved, amount to pay and bank account for payment. Please respond only in English we do not speak Korean at all. Thank you very much!”

Korean - ‘안녕하세요, 저희 차량이 실린 컨테이너가 부산신항에 도착했는데 (date and time)에 차량 검문과 임시통관을 위해부산여객터미널로 보세운송을 요청합니다. 보세구역코드는 03002009입니다. 선박회사는 (insert shipping company)이고 컨테이너 번호는 (container number)입니다. eD/O 사본도 첨부합니다. 운송 일자와 시간이 정해지면 영수금액과 은행계좌정보를 부탁드립니다. 저희는 한국어를 하지 못하는 점을 양해바라며 영문으로 답변주시면 감사하겠습니다. 감사합니다.’”

6. Email the customs (hyw0603@customs.go.kr) people and let them know you are coming, so they can mentally prepare for dealing with you.

English - “Hello Customs, we are the travelers from (your country) trying to travel Korea with our own car. the container with our car should be arriving tomorrow. We will unload it and will need to process it for temporary import to Korea. Our name is .....(insert your name) and our car is registered in .....(insert your country). We have auto insurance, international driver license and vehicle ownership paperwork. Thank you.”

Korean - ‘안녕하세요, 저희는 차로 한국을 여행하고자 하는 (country)사람입니다. 다름이 아니라 저희 차량이 들어있는 컨테이너가 내일 도착합니다. 하역 후 한국으로의 임시통관을 진행하려고 합니다. 저희의 이름은 (your name)이고 차량은 (your country)에 등록되어있습니다. 차량보험과 국제면허증 그리고 차량등록증이 모두 준비되었습니다. 감사합니다.’

7. You are ready to go to the Customs.


## 4 At The Busan Customs

### 4.1 Vehicle Clearance Office

Located in the building of Busan International Ferry Terminal on the first floor next to the security gates. Here are the GPS coordinates: 35.118514, 129.049924. In side the office introduce yourself and mention that you have a car that you need to import. Most of the time these guys deal with cars coming in on a ferry from Japan and not with containers. Assure them that you have the container delivered to this terminal and that you will go open it right now.

### 4.2 Walk through the security to get your container

Now you need to go to the “Container Delivery” area to open you container and get your car out. You will need your passport to get through the security, if the security is not allowing you to go through ask them to call the “Vehicle Clearance Office”. Once in, go all the way to the building and inside ask for... They will organize the container unloading from the truck, opening it up and



unstuffing it. And we asked, you can unstuff it yourself, but you will still get charged for it. So just let them do it.

The workers are unfamiliar with the process and might ask you for a temporary import permit, which you cannot have before the inspection. Don't worry and say you don't need it, if there is still an issue ask them to call the Vehicle Clearance Office.

### 4.3 Drive your car back to the inspection area

Drive your car back to the Vehicle Inspection Area, a worker from the "Unloading Company" will escort you there.

### 4.4 Vehicle inspection and X-ray

First the bottom of the car will be examined and recorded with a CCTV camera. Then one of the customs officers will ask you to unload some things from your car and put them through the x-ray machine. The worker from the "Unloading company" will most likely help you out, as he has to wait for you to get your import permit, so the sooner you finish the sooner he can move on.

### 4.5 Vehicle Guarantee Fee

After the inspection, walk out of the Vehicle Inspection office, turn left and walk along the building for 50 meters to the Vehicle Guarantee Fee office. Here you will pay anywhere from 150,000-180,000 KRW depending on your engine displacement. They will need a Korean address and phone number, just use the address and phone number of the hotel you are staying at. This is a non-refundable fee.

## **4.6 Back to Vehicle Clearance Office**

Walk back to the Vehicle Clearance Office, hand in your receipt, passport, vehicle ownership doc, international driver license, vehicle insurance. You will get two documents: a yellow windshield sticker and the temporary import permit.

## **4.7 Pay for Container Unloading**

Walk back to the building where you will pay two different companies. First upstairs you will need to pay for the container storage fee (13,000 KRW) even an hour counts as a single day. Second, you will go downstairs and pay for the container moving from the truck to the ground and unstuffing (152,900 KRW). Get your receipts and you are done.

Walk to your car, the security will ask you for your permit, show it to them and you are free to overland this beautiful country.

## 5 The documents from our process

DELIVERY ORDER			
PAGE: 1 / 1			
발행업체	중국해운(한국) 주식회사(CSC)		
발행구분	화주보관용		
Vessel Arrival Date	2016-05-12		
MRN	16HSDG05091	MSN	4015
B/L NO	MVDPUS000153		
D/O NO	MVDPUS000153	Issue Date	2016-05-13 FreeTime 2016-05-21
Shipper	NomadicYear.com		
Consignee	NomadicYear.com		
Notify Party	NomadicYear.com		
Vessel / Voyage	CCNI ANGOL / 606E		
Port of Loading	UYMVD	Port of Discharge	KRPUS Place of Delivery KRPUS
Description of Goods	1 VEHICLE MAKE:TOYOTA MODEL:LAND CRUISER YEAR:2000 COLOR:SILVER PLATE NUMBER:5U1Z559		
Total Package	1 / GT	Total Weight	1700.000 / KG Total Measure 40.000 / CBM
Warehouse			
Unloading Area	03077102	부산신항만(주)	
Allocating Area	03077102	부산신항만(주)	
Total Q'TY of Container	1		
Container No	Seal No	Type Size	FreeTime
CSLU1330340	/ 0751638	/ 2210	/ 2016-05-21

Figure 1: Electronic Delivery Order

## 領收證 Receipt (화주용)

No.

事業者登録番號	6 0 1 - 8 2 - 0 2 6 7 5		
商 號	(社)韓國關稅貿易開發院 釜山事務所 中央分所	姓 名	
事業場所在地	釜山市 中區 中央洞4街 17番地		
業 態	運輸・保管	種 目	倉 庫

姓 名 (Name)		NomadicYear.com	
排氣量 (Engine Displacement)		2,701	
月 日 (Date)		品 目 (Description)	金 額 (Amount)
2016	05	保 證 手 數 料 (Guarantee Fee)	150,000
		印 紙 代 (Stamp Fee)	
計 Total			
위 금액을領收(請求)함. We hereby receive above amount.			

(社)韓國關稅貿易開發院  
부산事務所 中央分所

Korea Customs and Trade Development Institute  
Joongang Office

Figure 2: Vehicle guarantee fee



발급번호: BC2016051730017 [장치]  
999-99-99003 **NomadicYear.com**

### 제 경비 세부내역

출고일자 2016-05-17

목록번호 B/L-NO/CONT-NO	반입일자 반출일자	반출수량 감정수량	반출중량 반출용적	장치일수 식물검역료	경비료 감정료	보험료 부가세	시설료 총합계
16HSDG0509I-4015-	2016-05-17	1	1.7000	1	10,000	2,000	0
MVDPUS000153	2016-05-17	0	1.5000	0	0	1,000	13,000

경비료: 기본요금 10,000원

시설사용료:

국민은행: 551101-01-364646  
예금주: (사)부산항시설관리센터

보험료:

출력일시: 2016-05-17 오전 10:57:39

**BPPC** (사)부산항시설관리센터  
Busan Port Facilities Management Center



보세화물 화재보험료 영수증(납입증명서)						
RAZINKOW IVAN 귀하			BC2016051730017			
보험료: 금		2,000 원정				
보험계약자 (피보험자)	상 호 (성명)	<b>NomadicYear.com</b>		납 세 번 호 (주민등록)	999-99-99003	
	주 소	서울롯데호텔				
창 고 명						
입 항 일 자	2016-05-11			입고일자	2016-05-17	
선 명	CCNI ANGOL			출고일자	2016-05-17	
B/L NO.	품 명	수 량	장치기일	요 율	보험금액 (감정가액)	보험료 (공제일수)
MVDPUS000153	1 VEHICLE MAKE:TOYOTA	1	0	0.000008	0	2,000 0
위의 금액을 정히 영수(납입)하였기에 이를 증명합니다. 2016 년 05 월 17 일						
면 세 사 업						
	회 장 주인 등록 번호 사업자고유번호 전 화 번 호	장상용 102-82-04254 02-3702-8500				
알림	1. 이영수증에는 회장직인 및 취급자인이 있어야 합니다. 2. 이 영수증에는 영수일자가 없는것, 컴퓨터로 기록되지 않은것 또는 복사되지 않은것, 기재사항을 고쳐 쓴것은 무효입니다. 3. 이 영수증 이외의 어떠한 형태의 사제 영수증은 무효입니다.					취 급 자

Figure 3: Container storage receipts  
NomadicYear.com - Travel on your own!



[일시수출입하는차량통관에관한고시 별지 제1호서식]

※ [ ]에는 해당되는 곳에 v표를 합니다.

①특수화물 [ ]		②승용 [ ]		③복합일관운송 (한중협정차량) [ ]		자동차 일시수출입신고서(신고필증)	
Motor vehicle for		1) Special goods [ ]		2) Passenger [ ]		Temporary Import/Export Declaration	
④수입신고번호 Import declaration NO		세관 일련번호 1519		⑧수출신고번호 Export declaration NO		세관 일련번호	
⑤수입신고연월일 Import declaration date		2016년 05월 17일 YY MM DD		⑨수출신고연월일 Export declaration date		연 월 일 YY MM DD	
⑥수입신고수리연월일 Import Permit date		2016년 05월 17일 YY MM DD		⑩수출신고수리연월일 Export Permit date		연 월 일 YY MM DD	
⑦보증단체명 Security company name		부산세관 휴대품과		⑪적재한 수출물품명 Description of exports loaded		⑫중량 kg weight 1,000 kg	
수입신고수리 Import permit		⑬재수출입기간 Reexportation deadline ⑭연장기간 (1회: . . .), (2회: . . .) Extended by (3회: . . .), (4회: . . .)		2016년 06월 08일 YY MM DD		수출신고수리 Export Permit	
⑮등록국 USA Country of registration		⑯등록번호 Registration No		SUIZ559		부품(Accessories) 다음 물품은 제조회사 및 규격을 기재한다. ※ If equipped with parts, describe the manufacturer and the size	
⑰차종(Type) 승용		⑱차명(Name)		TOYOTA		⑳예비타이어(Spare tires): ㉑공구(tools):	
⑲등록일 The date of registration		2014.11.22		㉒연식(Model Year)		2000	
㉓형식(Model)		SW		㉔차대번호(Chassis No)		J13HT05J3Y0	
㉕기관번호(Engine No)		㉖배기량(Displacement)		701		기타(other)	
㉗제조국(Country of origin)		USA		㉘제조사(Manufacturer)		TOYOTA	
㉙환율 Exchange rate	㉚신고가격 Declared Price	㉛과세가격 Customs Value	㉜세번·세율 Tariff No./rate	㉝관세액 Customs duty	㉞교육세 Educational Taxes	㉟부가가치세 VAT	㊱개별소비세 Individual consumption tax
7,000,000	수입신고수리	부산세관장					㊲기타 other
㊳목적지(Destination)		휴대품과 담당자 (인)		㊴기타사항(Remarks)			
본인은 상기물품에 대해 후면상의 반출조건을 이행하는 조건으로 면세신청하오니 확인하여 주시기 바랍니다. (뒷면의 "재반출조건"을 반드시 확인 바랍니다) I hereby request a duty-free importation of the above listed vehicle on the condition of re-exportation.(see back side)							
입항 선명	일자: 2016.05.17 국제여객터미널	여권번호 Passport No	10105544	신고인(업체) Declarant	NomadicYear.com		
출항 선명	일자:	대한민국내 주소(Address in Korea) 서울 중구 을지로 30 롯데호텔					
		전화번호(Telephone No) 010-90					
선적 확인	일자:	세관장귀하		담당	주무	과장	
	확인자:	COLLECTOR OF CUSTOMS HOUSE					

※ 한국내 주소·전화번호: 체류예정 호텔, 숙박시설 및 사업장(사업관련 방문객) 주소·전화번호 병기

Figure 4: Temporary Import Permit (TIP)  
NomadicYear.com - Travel on your own!

세 금 계 산 서															책 번 호		권 호													
															일련 번호		201605 - 718													
공 급 자	등록번호	105-81-69429				종사업장	0015				등록번호	999-99-99999999				종사업장														
	상호(법인명)	(주)동방				성명 (대표자)	이달근, 김형곤				상호(법인명)	기타화주				성명 (대표자)	기타화주													
	사업장 주소	서울특별시 중구 남대문로 63, 23층(소공동)														사업장 주소	기타													
	업태	서비스				종목	하역운송외				업태	기타				종목	기타													
작성		공 급 가 액													부 가 세		비고													
년	월	일	공	관	수	백	십	억	천	백	십	만	천	백	십	원	십	억	천	백	십	만	천	백	십	일	BL NO :			
2016	05	17									1	3	9	0	0	0									1	3	9	0	0	일출항일 :
월	일	품명				규격				수량				단가				공급가액				세액				비고				
05	17	하역료																139.000				13.900								
합 계 금 액			현 금			수 표			어 음			외 상 미 수 금			이 금액을 영수 함															
152,900																														

본 (세금)계산서는 당사의 시스템에 의하여 전산 출력된 (세금)계산서로서 부가가치세법 제 16조 1항 및 동법 시행령 제 53조 제 1항의 규정에 의거 작성된 것입니다.

Figure 5: Container unloading and unstuffing receipt

## Acknowledgements

We would like to thank Karin and Coen of the LandCruising Adventure for getting us a major start on this process. And of course Jin and Sonna for being our awesome Korean friends through this whole thing.